



Club Health Assessment for District 19 I through December 2024

			Status							Membership							Reports					Finance		LCIF
Club Number	Club Name	Charter Date		Current Member Count	YTD Members Added	YTD Members Dropped	YTD Net Growth	YTD Net Growth%	Member Count 12 Months Ago	Avg. length of service for dropped members	Months Since Last MMR ***	Yrs. Since Last Officer Report	President Rotation	Vice President Reported ****	Months Since Last Activity Report ***	Account Balance	Donations for current Fiscal Year							
			Number of times on status quo within last two years	If below 15 members appears				If net loss is greater than 20% appears			If no report in 3 months appears in	When more than one year appears in	Number of repeat terms	Notes the officers that do not have an active	If no report at 12 months appears in red									
Clubs more than two years old																								
7717	EPHRATA	05/08/1940	Active	17	0	0	0	0.00%	16		6			N	P,M,VP,SC	2	\$200.00							
7716	LAKE CHELAN	08/01/1935	Active	37	1	0	1	2.78%	43		1		2		M,VP,SC	1								
Exc Award (06/30/2018, 06/30/2023)																								
7718	LEAVENWORTH	09/27/1951	Active	30	4	5	-1	-3.23%	30	24	0			N	SC	1	\$3,950.00							
35342	MANSFIELD	04/07/1978	Active	21	0	0	0	0.00%	21		9				S,T,M,VP,SC	24+								
62494	MATTAWA-DESERT AIRE L C	11/17/1999	Active	16	2	0	2	14.29%	15		5		3	R	M,SC	3								
7719	MOSES LAKE	10/13/1941	Active	27	0	0	0	0.00%	29		1		2	N	M,SC	24+	\$100.00							
145097	Moses Lake Lioness	04/06/2021	Active	19	1	1	0	0.00%	19	1	1			N	M,SC	N/A	\$100.00							
29358	NORTH PEND OREILLE VALLEY L C	05/23/1974	Active	28	1	4	-3	-9.68%	29	10	3			N	SC	9								
Exc Award (06/30/2023)																								
7782	NORTHPORT	01/31/1957	Active	41	0	1	-1	-2.38%	42	25	4		7	R		7								
57622	QUINCY VALLEY	12/18/1995	Active	19	0	0	0	0.00%	22		6		2	N		1	\$500.00							
118632	TONASKET OKANOGAN VALLEY	01/30/2013	Active	9	0	6	-6	-40.00%	16	6	1		2		M,VP,SC	24+								
7726	WATERVILLE	10/13/1941	Active	30	2	1	1	3.45%	30	3	5		2	R	M,VP,SC	3								
7727	WENATCHEE CENTRAL	03/04/1930	Active	70	3	3	0	0.00%	72	7	0			N	SC	2	\$1,000.00							
Exc Award (06/30/2023)																								
47481	WENATCHEE VALLEY	06/18/1987	Active	23	1	1	0	0.00%	23	8	0			IP	M,SC	3	\$450.00							
Current Total Clubs Count	YTD New Clubs Count	YTD Cancelled Clubs Count	YTD Net Club Gain	Current Total Members Count	YTD Add	YTD Drop	YTD Net Growth	YTD Net Growth %	Member Count 12 Months Ago	Average Member Count Per Club	% of Clubs with less than 20 members	% No MMR in 3 Months	% No Officer Report in 12 Months	% of Clubs with balance 90+ days	Number of Clubs in Status Quo	% Status Quo Clubs in Financial Suspension	Number of Cancelled Clubs	Average Cancelled Club Age	Members Lost Due to Cancellation	% of Clubs Cancelled for Non-Financial Reasons				
14	0	0	0	387	15	22	-7	-1.78%	407	28	36%	50%	0%	0%	0	0%	0	0	0	0%				

* - P - Priority Club. Cancellation Reasons: 1-Objectives/conduct, 2-Non-active club, 5-Non-existing club, 6-Disbanding, 7-Merger, 8-Financial Suspension, 9-District/Multiple District Dues.


** - Abbreviation: P-President, S-Secretary, T-Treasurer, M-Member Chairperson, VP-First Vice President, MC-Communications Chairperson, SC-Service Chairperson

*** - Abbreviation: N/R - Never reported using the Lions Clubs website, N/A - Not applicable, No password registered for the Lions Clubs website.

**** - Abbreviation: N - New, IP - Immediate Past, R - Repeat.



Club Health Assessment for District 19 L through December 2024

			Status								Membership							Reports					Finance		LCIF
Club Number	Club Name	Charter Date			Current Member Count	YTD Members Added	YTD Members Dropped	YTD Net Growth	YTD Net Growth%	Member Count 12 Months Ago	Avg. length of service for dropped members	Months Since Last MMR ***	Yrs. Since Last Officer Report	President Rotation	Vice President Reported ****	Months Since Last Activity Report ***	Account Balance	Donations for current Fiscal Year							
			Number of times on status quo within last two years		If below 15 members appears					If net loss is greater than 20% appears		If no report in 3 months appears in	When more than one year appears in	Number of repeat terms	Notes the officers that do not have an active	If no report at 12 months appears in red									
Clubs more than two years old																									
8002	CLALLAM BAY SEKIU	11/28/1950	Active		32	2	1	1	3.23%	29	8	0		3	N	M,SC	1	\$1,000.00							
	Exc Award (06/30/2021, 06/30/2022, 06/30/20																								
36050	CRESCENT BAY L C	09/14/1978	Active		22	0	0	0	0.00%	21		8		6		P,T,M,VP,SC	24								
8003	FORKS	03/28/1947	Active		46	0	0	0	0.00%	47		9			N	T,M	3								
	Exc Award (06/30/2022)																								
8005	PORT ANGELES	07/24/1942	Active		62	7	10	-3	-4.62%	64	13	1				T,M,VP,SC	10	\$600.00							
8007	QUILCENE	06/18/1966	Active		22	0	0	0	0.00%	22		7			N	S,M,SC	0								
8008	SEQUIM VALLEY	11/16/1955	Active		44	1	0	1	2.33%	59		2			N		0								
Current Total Clubs Count	YTD New Clubs Count	YTD Cancelled Clubs Count	YTD Net Club Gain	Current Total Members Count	YTD Add	YTD Drop	YTD Net Growth	YTD Net Growth %	Member Count 12 Months Ago	Average Member Count Per Club	% of Clubs with less than 20 members	% No MMR in 3 Months	% No Officer Report in 12 Months	% of Clubs with balance 90+ days	Number of Clubs in Status Quo	% Status Quo Clubs in Financial Suspension	Number of Cancelled Clubs	Average Cancelled Club Age	Members Lost Due to Cancellation	% of Clubs Cancelled for Non-Financial Reasons					
6	0	0	0	228	10	11	-1	-0.44%	242	38	0%	50%	0%	0%	0	0%	0	0	0	0%					

* - P - Priority Club. Cancellation Reasons: 1-Objectives/conduct, 2-Non-active club, 5-Non-existing club, 6-Disbanding, 7-Merger, 8-Financial Suspension, 9-District/Multiple District Dues.

** - Abbreviation: P-President, S-Secretary, T-Treasurer, M-Member Chairperson, VP-First Vice President, MC-Communications Chairperson, SC-Service Chairperson

*** - Abbreviation: N/R - Never reported using the Lions Clubs website, N/A - Not applicable, No password registered for the Lions Clubs website.

**** - Abbreviation: N - New, IP - Immediate Past, R - Repeat.




Club Health Assessment for District 19 N through December 2024

			Status	Membership							Reports					Finance		LCIF
Club Number	Club Name	Charter Date		Current Member Count	YTD Members Added	YTD Members Dropped	YTD Net Growth	YTD Net Growth%	Member Count 12 Months Ago	Avg. length of service for dropped members	Months Since Last MMR ***	Yrs. Since Last Officer Report	President Rotation	Vice President Reported ****	Months Since Last Activity Report ***	Account Balance	Donations for current Fiscal Year	
			Number of times on status quo within last two years	If below 15 members appears				If net loss is greater than 20% appears			If no report in 3 months appears in	When more than one year appears in	Number of repeat terms	Notes the officers that do not have an active	If no report at 12 months appears in red			
Clubs less than two years old																		
153647	Tacoma King Pierce Hana	03/09/2023	Active	14	2	8	-6	-30.00%	20	2	3		3	R	S,T,M,VP,SC	N/R		
Clubs more than two years old																		
7879	ABERDEEN	05/21/1940	Active	71	10	8	2	2.90%	70	7	0			N	SC	6		
Exc Award (06/30/2022, 06/30/2023)																		
28095	ADNA	03/06/1974	Active	10	0	3	-3	-23.08%	13	30	2		12		T,M,VP,SC	2		
7674	AUBURN NOON	03/22/1945	Active	39	10	16	-6	-13.33%	44	7	0			N	SC	0		
7881	BATTLEGROUNDS	06/30/1971	Active	21	0	1	-1	-4.55%	18	2	1			R	M,SC	2		
7883	BOISTFORT	08/19/1957	Active	19	2	2	0	0.00%	19	3	2				T,M,VP,SC	0		
Exc Award (06/30/2018)																		
84331	BONNEY LAKE	10/25/2004	Active	12	0	8	-8	-40.00%	21	11	1		2	R	VP,SC	0		
7676	BREMERTON CENTRAL	03/18/1925	Active	43	1	6	-5	-10.42%	49	18	0			N	M,SC	1	\$1,800.00	
Exc Award (06/30/2017, 06/30/2023)																		
7884	CAMAS	12/15/1938	Active	36	4	9	-5	-12.20%	39	16	0		2	R	SC	1	\$2,300.00	
Exc Award (06/30/2018, 06/30/2022, 06/30/2023)																		
7885	CASTLE ROCK	05/27/1947	Active	15	0	9	-9	-37.50%	25	8	1		None		P,T,M,VP,SC	0		
7886	CENTRAL PARK	05/01/1958	Active	23	1	4	-3	-11.54%	26	2	0		3	R	M,VP,SC	1	\$100.00	
7678	CENTRALIA	02/18/1948	Active	11	1	0	1	10.00%	10		4		6		P,T,VP,SC	0		
35343	CLEARWATER-KALALOECH L C	04/26/1978	Active	7	0	0	0	0.00%	7		8		9	R	P,M,VP,SC	21		
7890	COSMOPOLIS	03/04/1947	Active	58	5	6	-1	-1.69%	58	10	0			R	T,SC	0	\$1,000.00	
Exc Award (06/30/2018)																		
107403	DUPONT	02/02/2010	Active	25	2	0	2	8.70%	30		5		2	N	M,SC	5		
7679	EATONVILLE	09/22/1938	Active	44	0	3	-3	-6.38%	45	17	1			IP	M	0		
Exc Award (06/30/2017)																		
7680	ENUMCLAW	10/19/1948	Active	43	11	1	10	30.30%	35	10	0			N	M,SC	2	\$1,200.00	
Exc Award (06/30/2016, 06/30/2017, 06/30/2023)																		
7681	FEDERAL WAY	03/23/1954	Active	29	0	3	-3	-9.38%	31	4	5		2	R		0	\$490.00	



Club Health Assessment for District 19 N through December 2024

			Status	Membership							Reports					Finance	LCIF	
Club Number	Club Name	Charter Date		Current Member Count	YTD Members Added	YTD Members Dropped	YTD Net Growth	YTD Net Growth%	Member Count 12 Months Ago	Avg. length of service for dropped members	Months Since Last MMR ***	Yrs. Since Last Officer Report	President Rotation	Vice President Reported ****	Months Since Last Activity Report ***	Account Balance	Donations for current Fiscal Year	
			Number of times on status quo within last two years	If below 15 members appears				If net loss is greater than 20% appears			If no report in 3 months appears in	When more than one year appears in	Number of repeat terms	Notes the officers that do not have an active	If no report at 12 months appears in red			
Exc Award (06/30/2016, 06/30/2017, 06/30/2018)			Active	13	0	0	0	0.00%	13		8		2	R	M,SC	4		
7682	FIFE	08/28/1951																
Exc Award (06/30/2016, 06/30/2018)			Active	19	3	0	3	18.75%	20		2		2	R		0		
7683	GIG HARBOR	09/03/1931																
Exc Award (06/30/2017)			Active	24	1	2	-1	-4.00%	25	6	1			N		3		\$475.00
7701	GREATER PUYALLUP	04/06/1954																
7888	HAZEL DELL	03/20/1963	Active	22	0	0	0	0.00%	22		8		2	N	M,VP,SC	0		
7685	HOOD CANAL	10/22/1964	Active(1)	16	1	3	-2	-11.11%	19	16	3		2	N	M,SC	4		
Exc Award (06/30/2017, 06/30/2018)			Active	35	0	0	0	0.00%	34		7			R	P,M,SC	9		
7894	HOQUIAM	12/03/1941																
7895	KALAMA	01/26/1940	Active	34	1	3	-2	-5.56%	37	9	1			N	M,SC	2		
Exc Award (06/30/2018)			Active	28	0	0	0	0.00%	26		6		2	N	P,M,SC	6		
7686	KENT	09/15/1938			21	0	6	-6	-22.22%	30	10	3		None		P,T,M,VP,SC	1	\$125.00
42759	KEY PENINSULA	06/24/1983	Active	14	2	0	2	16.67%	16		0				M,VP,SC	8	\$100.00	
43611	LA CENTER	03/02/1984	Active	41	0	0	0	0.00%	37		1		2	R	M,SC	0	\$100.00	
Exc Award (06/30/2018, 06/30/2020, 06/30/2021)			Active	33	2	0	2	6.45%	31		3				M,VP,SC	7		
39522	LACEY LAMPLIGHTERS	03/09/1981																
Exc Award (06/30/2016, 06/30/2017, 06/30/2018)			Active	47	0	17	-17	-26.56%	70	15	0			N	SC	0		\$1,000.00
31331	LACEY SUNRISE	11/11/1975																
Exc Award (06/30/2017, 06/30/2018)			Active	33	5	4	1	3.13%	32	2	0			N	SC	1		\$100.00
7689	LAKEWOOD FIRST	03/17/1954																
Exc Award (06/30/2017, 06/30/2018, 06/30/2020)			Active	9	1	0	1	12.50%	8		2			N	S,M,SC	1		
40104	LAKEWOOD KNIGHT	06/18/1981																
36309	LONGVIEW KELSO EARLY BIRD	12/14/1978	Active	44	5	6	-1	-2.22%	45	18	0			N		6	\$1,000.00	
7900	LONGVIEW PIONEER	11/20/1923	Active	144	2	7	-5	-3.36%	150	21	0			N	SC	0	\$1,715.00	
Exc Award (06/30/2018, 06/30/2019, 06/30/2020)			Active	14	1	1	0	0.00%	11	1	0		12	R	P,M,VP,SC	3		
36310	LYLE	12/04/1978																



Club Health Assessment for District 19 N through December 2024

			Status	Membership							Reports					Finance		LCIF
Club Number	Club Name	Charter Date		Current Member Count	YTD Members Added	YTD Members Dropped	YTD Net Growth	YTD Net Growth%	Member Count 12 Months Ago	Avg. length of service for dropped members	Months Since Last MMR ***	Yrs. Since Last Officer Report	President Rotation	Vice President Reported ****	Months Since Last Activity Report ***	Account Balance	Donations for current Fiscal Year	
			Number of times on status quo within last two years	If below 15 members appears				If net loss is greater than 20% appears			If no report in 3 months appears in	When more than one year appears in	Number of repeat terms		Notes the officers that do not have an active	If no report at 12 months appears in red		
7692	MINERAL LAKE	03/20/1952	Active	34	1	0	1	3.03%	26		2			IP	M,SC	0		
Exc Award (07/30/2017)																		
47512	MORTON	06/23/1987	Active	6	0	0	0	0.00%	6		12	1	None		P,S,T,M,VP SC	24+		
7694	MT RAINIER	03/21/1952	Active(1)	6	0	0	0	0.00%	6		8		None		P,S,M,VP,SC	2		
124975	Napavine-Newaukum	06/10/2015	Active(1)	21	0	0	0	0.00%	0		4		5	R	S,M,SC	9		
7906	NORTH CLARK L C	12/06/1954	Active	18	0	0	0	0.00%	18		6		3	R	S,M,SC	0		
41316	NORTH MASON	05/27/1982	Active	12	0	0	0	0.00%	12		7		3	R	M,SC	10		\$250.00
7907	OCEAN SHORES	06/07/1966	Active	31	12	3	9	40.91%	21	2	0			N	SC	12		
Exc Award (06/30/2023)																		
7695	OLYMPIA HOST	09/11/1935	Active	67	3	5	-2	-2.90%	75	3	0			N		0		\$6,095.00
Exc Award (06/30/2017, 06/30/2020, 06/30/2023)																		
42532	OLYMPIA WEST	04/29/1983	Active	18	1	2	-1	-5.26%	20	5	2		None		P,VP	0		\$1,300.00
Exc Award (06/30/2017, 06/30/2020)																		
7697	ORTING	10/09/1931	Active	31	0	0	0	0.00%	31		4		2	R	M,SC	1		
7899	PENINSULA	10/05/1955	Active	54	8	6	2	3.85%	53	9	0		2	R	SC	0		\$1,500.00
Exc Award (06/30/2021, 06/30/2022, 06/30/2023)																		
149058	Pierce County Virtual	12/06/2021	Active	11	3	3	0	0.00%	14	3	0		2	R	M	0		
7699	PORT ORCHARD	10/11/1967	Active	17	2	4	-2	-10.53%	18	24	0		3		VP,SC	1		
Exc Award (06/30/2017, 06/30/2020, 06/30/2023)																		
7700	POULSBO	08/04/1942	Active	73	1	3	-2	-2.67%	68	16	0			N		0		\$1,850.00
Exc Award (06/30/2017, 06/30/2023, 06/30/2024)																		
43609	PUYALLUP SOUTH HILL	03/26/1984	Active	15	3	0	3	25.00%	11		3		3	R	M,SC	16		
Exc Award (06/30/2017)																		
7910	RIDGEFIELD	10/11/1948	Active	113	7	14	-7	-5.83%	113	5	0		2	N		0		\$2,500.00
Exc Award (06/30/2018)																		
7702	ROCHESTER	03/30/1966	Active	10	0	0	0	0.00%	10		8		17	R	M,VP,SC	1		
100754	ROY COMMUNITY	12/17/2007	Cancelled(6*)	0	0	11	-11	-100.00%	15	16	3	1	None		P,S,T,M,VP SC	9	90+ Days	
40606	SALMON CREEK	12/11/1981	Active	34	3	1	2	6.25%	30	1	0			N	SC	0		\$1,250.00



Club Health Assessment for District 19 N through December 2024

			Status	Membership							Reports					Finance	LCIF	
Club Number	Club Name	Charter Date		Current Member Count	YTD Members Added	YTD Members Dropped	YTD Net Growth	YTD Net Growth%	Member Count 12 Months Ago	Avg. length of service for dropped members	Months Since Last MMR ***	Yrs. Since Last Officer Report	President Rotation	Vice President Reported ****	Months Since Last Activity Report ***	Account Balance	Donations for current Fiscal Year	
			Number of times on status quo within last two years	If below 15 members appears				If net loss is greater than 20% appears			If no report in 3 months appears in	When more than one year appears in	Number of repeat terms	Notes the officers that do not have an active	If no report at 12 months appears in red			
Exc Award (06/30/2018, 06/30/2021, 06/30/2022)																		
133165	Shelton Centennial	12/06/2017	Active	19	4	2	2	11.76%	17	8	2			R	SC	0	\$1,095.00	
7704	SILVERDALE DANDY	04/24/1972	Active	8	1	0	1	14.29%	7		3		9	R	M,SC	3		90+ Days
Exc Award (06/30/2017)																		
58456	SILVERDALE SUNRISE	06/26/1996	Active	9	0	0	0	0.00%	9		5		4	N	M,SC	3		
7911	SKAMANIA COUNTY L C	03/15/1940	Active	6	0	1	-1	-14.29%	8	5	5		2	N	VP,SC	0		
7705	SPANAWAY	04/10/1967	Active	23	6	0	6	35.29%	18		4			N	VP	4		
Exc Award (06/30/2017)																		
57091	SPANAWAY PARKLAND	06/20/1995	Active	15	0	4	-4	-21.05%	20	5	3		2	N	M	1		
Exc Award (06/30/2017, 06/30/2018, 06/30/2020)																		
84527	SUMNER	12/14/2004	Active	8	0	0	0	0.00%	8		8			IP	P,SC	6	\$20.00	
Exc Award (06/30/2017)																		
131012	Tacoma Centennial Lions Club	05/25/2017	Active	9	0	2	-2	-18.18%	11	6	1			N	M,SC	2	\$200.00	
Exc Award (06/30/2021, 06/30/2023)																		
7706	TACOMA DOWNTOWN	11/10/1921	Active	23	0	0	0	0.00%	24		6			N	M,SC	1		
Exc Award (06/30/2017, 06/30/2020)																		
7708	TACOMA SOUTHEAST	10/27/1954	Active	12	1	4	-3	-20.00%	16	17	1			N		0	\$250.00	
Exc Award (06/30/2018)																		
7711	TENINO	11/18/1938	Active	42	1	6	-5	-10.64%	44	11	0			N	M,SC	0		
Exc Award (06/30/2017)																		
7913	TOLEDO	06/16/1947	Active	73	5	0	5	7.35%	67		0		2	R	M,SC	2		
7712	TUMWATER	02/07/1962	Active	16	0	2	-2	-11.11%	17	3	1			N	SC	0		
29259	VADER	05/17/1974	Active	11	0	0	0	0.00%	19		2		2		M,VP,SC	2		
7915	VANCOUVER	09/12/1928	Active	31	0	1	-1	-3.13%	30	13	3		2	R	M,SC	0		
31014	VANCOUVER DAWN	06/30/1975	Active	13	0	0	0	0.00%	13		8		5	R	M,VP	1	\$150.00	
Exc Award (06/30/2022)																		
7892	VANCOUVER FORT VANCOUVER	04/15/1955	Active	41	1	1	0	0.00%	50	4	3		None	N	P,SC	0	\$4,100.00	
7916	WAHKIAKUM L C	04/04/1966	Active	12	0	2	-2	-14.29%	14	5	1			N	M,SC	1	\$38.01	



Club Health Assessment for District 19 N through December 2024

			Status	Membership							Reports					Finance	LCIF	
Club Number	Club Name	Charter Date		Current Member Count	YTD Members Added	YTD Members Dropped	YTD Net Growth	YTD Net Growth%	Member Count 12 Months Ago	Avg. length of service for dropped members	Months Since Last MMR ***	Yrs. Since Last Officer Report	President Rotation	Vice President Reported ****	Months Since Last Activity Report ***	Account Balance	Donations for current Fiscal Year	
			Number of times on status quo within last two years	If below 15 members appears				If net loss is greater than 20% appears			If no report in 3 months appears in	When more than one year appears in	Number of repeat terms		Notes the officers that do not have an active	If no report at 12 months appears in red		
Exc Award (06/30/2018)																		
7917	WASHOUGAL	03/06/1940	Active	3	0	0	0	0.00%	11		4		8	N	M,SC	8		
39138	WHITE SALMON	12/31/1980	Active	18	0	1	-1	-5.26%	19	1	3				S,M,VP,SC	1		
7920	WINLOCK	03/13/1947	Active	12	1	1	0	0.00%	13	9	1		3	N	M,SC	8		
7713	YELM	11/10/1938	Active	41	2	4	-2	-4.65%	47	9	2				M,VP,SC	6		

Clubs Cancelled Previous Fiscal Year – Clubs Cancelled within last 12 months may be reinstated

Club Number	Club Name	Charter Date	Current Status*	Cancellation Date
30772	ORCHARDS EVERGREEN	05/22/1975	Cancelled(8*)	12/29/2023
7919	WILLAPA HARBOR	03/24/1947	Cancelled(6*)	06/29/2024

Current Total Clubs Count	YTD New Clubs Count	YTD Cancelled Clubs Count	YTD Net Club Gain	Current Total Members Count	YTD Add	YTD Drop	YTD Net Growth	YTD Net Growth %	Member Count 12 Months Ago	Average Member Count Per Club	% of Clubs with less than 20 members	% No MMR in 3 Months	% No Officer Report in 12 Months	% of Clubs with balance 90+ days	Number of Clubs in Status Quo	% Status Quo Clubs in Financial Suspension	Number of Cancelled Clubs	Average Cancelled Club Age	Members Lost Due to Cancellation	% of Clubs Cancelled for Non-Financial Reasons
76	0	1	-1	2,127	139	219	-80	-3.62%	2,215	28	49%	42%	1%	1%	0	0%	1	143	11	0%

* - P - Priority Club. Cancellation Reasons: 1-Objectives/conduct, 2-Non-active club, 5-Non-existing club, 6-Disbanding, 7-Merger, 8-Financial Suspension, 9-District/Multiple District Dues.


** - Abbreviation: P-President, S-Secretary, T-Treasurer, M-Member Chairperson, VP-First Vice President, MC-Communications Chairperson, SC-Service Chairperson

*** - Abbreviation: N/R - Never reported using the Lions Clubs website, N/A - Not applicable, No password registered for the Lions Clubs website.

**** - Abbreviation: N - New, IP - Immediate Past, R - Repeat.



Club Health Assessment for District 19 O through December 2024

			Status	Membership							Reports					Finance		LCIF
Club Number	Club Name	Charter Date		Current Member Count	YTD Members Added	YTD Members Dropped	YTD Net Growth	YTD Net Growth%	Member Count 12 Months Ago	Avg. length of service for dropped members	Months Since Last MMR ***	Yrs. Since Last Officer Report	President Rotation	Vice President Reported ****	Months Since Last Activity Report ***	Account Balance	Donations for current Fiscal Year	
			Number of times on status quo within last two years	If below 15 members appears			If net loss is greater than 20% appears				If no report in 3 months appears in	When more than one year appears in	Number of repeat terms	Notes the officers that do not have an active	If no report at 12 months appears in red			
Clubs more than two years old																		
7922	ANACORTES	12/17/1936	Active	9	0	3	-3	-25.00%	12	14	4		3	M,VP,SC	0		\$1,370.00	
Exc Award (06/30/2018, 06/30/2022)																		
7622	ARLINGTON	06/07/1928	Active	12	0	0	0	0.00%	12		2		2	R	T,M,SC	24+	\$150.00	
7923	BELLINGHAM CENTRAL	10/13/1922	Active	84	9	1	8	10.53%	89	18	1			VP,SC	18		\$300.00	
Exc Award (06/30/2022)																		
7924	BELLINGHAM FAIRHAVEN	11/23/1954	Active	12	1	3	-2	-14.29%	19	3	0			IP	M,SC	4	\$1,040.00	
7625	BURIEN	01/22/1957	Active	6	0	0	0	0.00%	8		5		4	R	VP,SC	5	\$10.00	
Exc Award (06/30/2017, 06/30/2021)																		
33306	BURLINGTON	02/11/1977	Active	43	3	0	3	7.50%	43		2			N		0	\$2,310.00	
Exc Award (06/30/2023, 06/30/2024)																		
7927	CONCRETE	08/29/1939	Active	37	1	2	-1	-2.63%	37	2	2		3	R	T,VP,SC	0		
7928	COUPEVILLE	12/08/1937	Active	126	10	10	0	0.00%	124	12	2			N		1	\$550.00	
Exc Award (06/30/2023)																		
48649	COUPEVILLE CENTRAL WHIDBEY	06/13/1988	Active	25	1	0	1	4.17%	23		1			R	M,SC	24+		
7626	DES MOINES	03/13/1963	Active	12	0	0	0	0.00%	12		8		2	R		0	\$200.00	
Exc Award (06/30/2023)																		
7629	EDMONDS	11/11/1946	Active	26	0	6	-6	-18.75%	33	8	3		2	N	M,SC	0	\$210.00	
7630	EVERETT CENTRAL	05/20/1920	Active	20	0	10	-10	-33.33%	29	14	0		2	N	SC	24+	\$155.00	
7929	EVERSON	04/22/1930	Active	45	0	0	0	0.00%	33		9				M,VP,SC	24+		
7633	FAIRWOOD	03/05/1969	Active	16	0	0	0	0.00%	19		5		None		P,M,VP,SC	10		
7930	FERNDAL HARBORVIEW	07/11/1941	Active	20	2	1	1	5.26%	19	34	2			N		3		
7628	GREATER BELLEVUE	03/06/1962	Active(1)	4	4	0	4	100.00%	5		3		5		M,VP,SC	24+		
7637	KENNYDALE LIONS	01/03/1947	Active	6	0	0	0	0.00%	6		9			N	S,T,M	12	\$510.00	
7639	LAKE STEVENS	09/29/1949	Active	38	0	3	-3	-7.32%	41	12	1			R	SC	0	\$980.00	
Exc Award (06/30/2017, 06/30/2022, 06/30/2024)																		
32204	LYNDEN	05/18/1976	Active	44	1	1	0	0.00%	45	42	0			N	M,SC	1		



Club Health Assessment for District 19 O through December 2024

			Status	Membership							Reports					Finance		LCIF
Club Number	Club Name	Charter Date		Current Member Count	YTD Members Added	YTD Members Dropped	YTD Net Growth	YTD Net Growth%	Member Count 12 Months Ago	Avg. length of service for dropped members	Months Since Last MMR ***	Yrs. Since Last Officer Report	President Rotation	Vice President Reported ****	Months Since Last Activity Report ***	Account Balance	Donations for current Fiscal Year	
			Number of times on status quo within last two years	If below 15 members appears				If net loss is greater than 20% appears			If no report in 3 months appears in	When more than one year appears in	Number of repeat terms	Notes the officers that do not have an active	If no report at 12 months red			
7643	MERCER ISLAND	03/07/1955	Cancelled(8*)	0	0	10	-10	-100.00%	10	26	2	2	None	P,S,T,M,VP SC SC	24+	90+ Days		
53351	MILL CREEK/WOODINVILLE	06/22/1992	Active	15	0	0	0	0.00%	20		5		5	N	12			
7931	MOUNT VERNON	02/19/1929	Active	36	3	2	1	2.86%	36	29	0			N	0		\$140.00	
Exc Award (06/30/2017, 06/30/2018)																		
45571	NORTH WHIDBEY	12/10/1985	Active	17	0	2	-2	-10.53%	19	23	5			N	19			
7932	OAK HARBOR	03/07/1951	Active	40	11	3	8	25.00%	25	6	0			N	5		\$1,240.00	
Exc Award (06/30/2024)																		
7933	ORCAS ISLAND L C	05/15/1972	Active	42	3	4	-1	-2.33%	38	7	0		5	R	2		\$1,000.00	
7648	REDMOND	10/13/1947	Active	10	0	1	-1	-9.09%	13	64	0		6	N	0			
7649	RENTON	08/11/1938	Active	48	1	6	-5	-9.43%	46	18	0			VP	3		\$445.00	
Exc Award (06/30/2020, 06/30/2024)																		
7934	SAN JUAN	10/23/1962	Active	41	0	0	0	0.00%	41		8		2	R	7			
60298	SEATTLE BITUIN	01/22/1998	Active	30	1	2	-1	-3.23%	30	1	0			N	1		\$65.00	
7654	SEATTLE FIRST HILL	06/10/1954	Active	33	0	0	0	0.00%	33		9		5	R	24+			
102232	SEATTLE MABUHAY	05/21/2008	Active(2)	8	0	0	0	0.00%	8		5		3	N	24+			
Exc Award (06/30/2021)																		
7660	SEATTLE RAINIER	06/25/1937	Active	25	1	4	-3	-10.71%	26	19	0			N	0			
Exc Award (06/30/2021, 06/30/2023)																		
7663	SEATTLE UNIVERSITY BALLARD	04/02/1924	Active	42	0	1	-1	-2.33%	42	26	3			N	4		\$200.00	
7666	SEATTLE WEST SEATTLE	04/11/1929	Active(1)	14	14	0	14	100.00%	16		2		4	R	24+		\$340.00	
7935	SEDRO WOOLLEY	03/19/1937	Active	21	4	2	2	10.53%	23	7	0			P,M,VP,SC	0			
7669	SNOHOMISH	03/11/1929	Active	43	1	2	-1	-2.27%	44	3	2		3	N	6		\$1,155.00	
Exc Award (06/30/2024)																		
7647	SNOQUALMIE VALLEY	03/12/1962	Active	5	0	0	0	0.00%	5		9		18	T,M,VP,SC	N/R		\$5,000.00	
7670	SOUTH EVERETT	09/17/1952	Active	13	0	0	0	0.00%	14		10		2	M,VP,SC	19			
7936	SOUTH WHIDBEY	03/03/1948	Active	9	0	0	0	0.00%	11		6		4	R	24+			



Club Health Assessment for District 19 O through December 2024

Club Number	Club Name	Charter Date	Status	Membership							Reports					Finance	LCIF
				Current Member Count	YTD Members Added	YTD Members Dropped	YTD Net Growth	YTD Net Growth%	Member Count 12 Months Ago	Avg. length of service for dropped members	Months Since Last MMR ***	Yrs. Since Last Officer Report	President Rotation	Vice President Reported ****	Months Since Last Activity Report ***	Account Balance	Donations for current Fiscal Year
			Number of times on status quo within last two years	If below 15 members appears				If net loss is greater than 20% appears			If no report in 3 months appears	When more than one year appears in	Number of repeat terms	Notes the officers that do not have an active	If no report at 12 months appears in red		
7627	STANWOOD	09/15/1941	Active	32	1	4	-3	-8.57%	33	18	0			M,VP,SC	0		\$250.00
135149	Whidbey Island	06/20/2018	Active	18	0	0	0	0.00%	17		8		6	M,VP,SC	7		\$100.00

Clubs Cancelled Previous Fiscal Year – Clubs Cancelled within last 12 months may be reinstated

Club Number	Club Name	Charter Date	Current Status*	Cancellation Date
51062	BELLINGHAM HARBOR VIEW	11/14/1990	Cancelled(6*)	12/29/2023
30231	LOPEZ ISLAND	02/13/1975	Cancelled(6*)	06/29/2024
111030	NORTH BEND MOUNT SI	05/06/2011	Cancelled(8*)	06/29/2024

Current Total Clubs Count	YTD New Clubs Count	YTD Cancelled Clubs Count	YTD Net Club Gain	Current Total Members Count	YTD Add	YTD Drop	YTD Net Growth	YTD Net Growth %	Member Count 12 Months Ago	Average Member Count Per Club	% of Clubs with less than 20 members	% No MMR in 3 Months	% No Officer Report in 12 Months	% of Clubs with balance 90+ days	Number of Clubs in Status Quo	% Status Quo Clubs in Financial Suspension	Number of Cancelled Clubs	Average Cancelled Club Age	Members Lost Due to Cancellation	% of Clubs Cancelled for Non-Financial Reasons
40	0	1	-1	1,127	72	83	-11	-0.97%	1,159	28	43%	45%	0%	0%	0	0%	1	165	10	-100%

* - P - Priority Club. Cancellation Reasons: 1-Objectives/conduct, 2-Non-active club, 5-Non-existing club, 6-Disbanding, 7-Merger, 8-Financial Suspension, 9-District/Multiple District Dues.
** - Abbreviation: P-President, S-Secretary, T-Treasurer, M-Member Chairperson, VP-First Vice President, MC-Communications Chairperson, SC-Service Chairperson
*** - Abbreviation: N/R - Never reported using the Lions Clubs website, N/A - Not applicable, No password registered for the Lions Clubs website.
**** - Abbreviation: N - New, IP - Immediate Past, R - Repeat.



Club Health Assessment for District 19 S through December 2024

			Status	Membership							Reports					Finance		LCIF
Club Number	Club Name	Charter Date		Current Member Count	YTD Members Added	YTD Members Dropped	YTD Net Growth	YTD Net Growth%	Member Count 12 Months Ago	Avg. length of service for dropped members	Months Since Last MMR ***	Yrs. Since Last Officer Report	President Rotation	Vice President Reported ****	Months Since Last Activity Report ***	Account Balance	Donations for current Fiscal Year	
			Number of times on status quo within last two years	If below 15 members appears					If net loss is greater than 20% appears		If no report in 3 months appears in	When more than one year appears in	Number of repeat terms	Notes the officers that do not have an active	If no report at 12 months appears in red			
Clubs more than two years old																		
7769	ALMIRA	12/09/1952	Active	13	0	0	0	0.00%	15		1		2	R	M,SC	24+		
7837	ASOTIN	05/10/1946	Active	48	0	0	0	0.00%	47		9		2	R	S,T,M,VP,SC	24+	\$100.00	
7838	BENTON CITY	03/25/1971	Active	14	0	4	-4	-22.22%	18	18	0		6		P,M,VP,SC	24+		
134296	Cheney Centennial	05/18/2018	Active	10	2	0	2	25.00%	9		2		3		M,VP,SC	1	\$100.00	
50527	CHEWELAH VALLEY	05/17/1990	Active	46	7	7	0	0.00%	46	14	0			N		0	\$20.00	
	Exc Award (06/30/2018)																	
121490	Coeur d'Alene	03/10/2014	Active	15	1	3	-2	-11.76%	18	8	0		2	N		0	\$85.00	
	Exc Award (06/30/2018)																	
7842	COLLEGE PLACE	10/24/1962	Active	17	0	0	0	0.00%	18		6		2	R	M,SC	0		
	Exc Award (06/30/2018)																	
7824	COTTONWOOD	11/03/1947	Active	25	2	0	2	8.70%	24		4			N	M,SC	13		
31657	CRAIGMONT	02/11/1976	Active	21	0	0	0	0.00%	20		4			N	P,M,SC	24+		
7772	DAVENPORT	11/20/1953	Active(1)	79	8	6	2	2.60%	70	14	0		2	R	VP,SC	6	\$1,000.00	
7844	DAYTON	03/27/1963	Active	11	0	0	0	0.00%	13		1				T,M,VP,SC	15		
7774	GRAND COULEE DAM	04/11/1935	Active	13	1	1	0	0.00%	13	1	2		2	R	M,SC	0		
7849	GRANGER	05/21/1947	Active	29	0	0	0	0.00%	29		2				M,VP,SC	1		
7825	GRANGEVILLE	10/11/1935	Active	45	4	1	3	7.14%	45	18	2		4	N	M,SC	24+		
7775	HARRINGTON	01/30/1946	Active	31	2	0	2	6.90%	26		0		2	N	M,SC	11		
7776	KAHLOTUS	04/24/1972	Cancelled(8*)	0	0	13	-13	-100.00%	13	8	8	1	None		P,S,T,M,VP SC	24+	90+ Days	
7827	KENDRICK	10/15/1953	Active	27	5	1	4	17.39%	22	2	3		3	R	SC	24+		
7829	LEWISTON	02/15/1930	Active	19	1	2	-1	-5.00%	20	17	0		3	N	M,SC	24+		
107697	LIBERTY LAKE	03/03/2010	Active	10	0	0	0	0.00%	10		7				M,VP,SC	13		
	Exc Award (06/30/2018)																	
7780	LIND	12/20/1967	Active	32	3	1	2	6.67%	29	13	0			N	M,SC	0		
7781	MEDICAL LAKE	04/10/1968	Active(2)	23	0	0	0	0.00%	24		2		2	R	SC	8	\$250.00	



Club Health Assessment for District 19 S through December 2024

Club Number	Club Name	Charter Date	Status	Membership							Reports					Finance	LCIF
				Current Member Count	YTD Members Added	YTD Members Dropped	YTD Net Growth	YTD Net Growth%	Member Count 12 Months Ago	Avg. length of service for dropped members	Months Since Last MMR ***	Yrs. Since Last Officer Report	President Rotation	Vice President Reported ****	Months Since Last Activity Report ***	Account Balance	Donations for current Fiscal Year
			Number of times on status quo within last two years	If below 15 members appears				If net loss is greater than 20% appears			If no report in 3 months appears	When more than one year appears in	Number of repeat terms	Notes the officers that do not have an active	If no report at 12 months red		
7830	MOSCOW CENTRAL	11/28/1939	Active	55	2	3	-1	-1.79%	64	13	1			N	M,SC	8	
7855	NACHES	03/10/1949	Active	33	0	0	0	0.00%	35		3		2		M,VP,SC	0	\$150.00
49316	NACHES SUNSHINE	03/23/1989	Active	16	0	0	0	0.00%	16		8			N	M,SC	1	
7832	NEZPERCE	11/14/1947	Active(2)	28	0	0	0	0.00%	28		13		None		P,S,M,VP,SC	24+	
7783	ODESSA	10/27/1941	Active(2)	31	0	0	0	0.00%	28		7			N	M,SC	24+	
7800	OSBURN	11/25/1952	Active	6	0	2	-2	-25.00%	7	12	4		6	R	M,SC	24+	\$5.00
7856	PALOUSE	01/09/1967	Active	30	2	0	2	7.14%	29		3		2	N	T,M,VP,SC	24+	
7801	PINEHURST KINGSTON	03/27/1956	Active	22	4	5	-1	-4.35%	24	4	2		3		M,VP,SC	2	\$685.00
7802	POST FALLS	02/05/1964	Active	21	3	0	3	16.67%	18		2		None		P,T,M,VP,SC	0	\$1,405.00
7834	POTLATCH	01/24/1973	Active	22	4	0	4	22.22%	10		1			N	M,VP,SC	2	
7859	PRESCOTT DISTRICT	12/17/1959	Active	24	0	1	-1	-4.00%	24	1	4			R	M,SC	1	
38282	PRIEST LAKE	04/18/1980	Active	60	0	2	-2	-3.23%	64	3	1		2	N	M,SC	24	\$1,000.00
7803	PRIEST RIVER	03/09/1964	Active	10	0	1	-1	-9.09%	10	7	0			R	M,VP,SC	0	
7860	PULLMAN	11/13/1939	Active	52	0	4	-4	-7.14%	57	4	3			N	T,VP	24+	
7804	RATHDRUM	01/23/1947	Active	38	4	15	-11	-22.45%	46	2	1			N	M,SC	0	\$385.00
7785	REARDAN	05/03/1946	Active	38	0	0	0	0.00%	45		8	1	None		P,S,T,M,VP SC	24+	
7786	RITZVILLE	10/05/1939	Active	42	0	0	0	0.00%	49		7	1	None		P,S,T,M,VP SC	24+	
7787	ROCKFORD	03/13/1944	Active	21	3	0	3	16.67%	19		0		3	R	M,SC	0	
7805	SANDPOINT	06/24/1953	Active(1)	34	3	0	3	9.68%	28		3		4	N		1	
57113	SELAH VALLEY	06/27/1995	Active	17	1	1	0	0.00%	15	9	1				M,VP,SC	1	\$50.00
Exc Award (06/30/2017)																	
7806	SMELTERVILLE	03/26/1956	Active	11	1	0	1	10.00%	10		2		27		P,M,VP,SC	0	\$20.00
7789	SPOKANE CENTRAL	03/02/1922	Active	81	1	5	-4	-4.71%	83	3	2			N	SC	2	\$1,560.00
Exc Award (06/30/2018, 06/30/2023, 06/30/2024)																	
7792	SPOKANE SHADLE NORTH	05/07/1954	Active	27	0	0	0	0.00%	31		2			N	M,SC	0	\$350.00
Exc Award (06/30/2021, 06/30/2023)																	



Club Health Assessment for District 19 S through December 2024

			Status	Membership							Reports					Finance		LCIF
Club Number	Club Name	Charter Date		Current Member Count	YTD Members Added	YTD Members Dropped	YTD Net Growth	YTD Net Growth%	Member Count 12 Months Ago	Avg. length of service for dropped members	Months Since Last MMR ***	Yrs. Since Last Officer Report	President Rotation	Vice President Reported ****	Months Since Last Activity Report ***	Account Balance	Donations for current Fiscal Year	
			Number of times on status quo within last two years	If below 15 members appears				If net loss is greater than 20% appears			If no report in 3 months appears in	When more than one year appears in	Number of repeat terms	Notes the officers that do not have an active	If no report at 12 months appears in red			
7795	SPOKANE VALLEY	01/13/1947	Active	12	0	0	0	0.00%	12		9	1	None	P,S,T,M,VP SC	24+	90+ Days	\$405.00	
7866	SUNNYSIDE	11/09/1950	Active	17	1	0	1	6.25%	13		4		N	VP,SC	0			
	Exc Award (06/30/2024)																	
7867	TERRACE HEIGHTS	01/21/1963	Active	10	0	0	0	0.00%	10		7		6	M,VP	6			
7869	TOPPENISH	01/14/1948	Active	24	3	0	3	14.29%	25		1		N	P,M,VP,SC	24+			
7870	TOUCHET GARDENA	11/27/1962	Active	36	0	9	-9	-20.00%	41	9	2		N	P,T,M,SC	1			
7836	TROY	08/01/1967	Active	27	0	0	0	0.00%	27		2		N	SC	1			
7872	WAITSBURG	02/22/1963	Active	66	1	0	1	1.54%	65		0		None	P,T,M,VP,SC	2			
7873	WALLA WALLA DOWNTOWN	02/16/1929	Active	12	2	0	2	20.00%	10		1		2	R SC	0			
7874	WALLA WALLA EASTGATE	08/22/1956	Active	23	3	0	3	15.00%	21		2		IP	S,M,VP,SC	24+			
7875	WAPATO	10/24/1938	Active(1)	11	11	0	11	100.00%	11		4		6	R P,M,VP,SC	9			
7796	WASHTUCNA	03/13/1948	Active(1)	12	0	0	0	0.00%	12		8		IP	P,T,M,VP,SC	24+			
95114	WEST RICHLAND RED MOUNTAIN	01/30/2006	Active	18	2	1	1	5.88%	18	8	0		4	M,VP,SC	24+	\$1,075.00		
29206	WHITEPINE	04/30/1974	Active	14	1	0	1	7.69%	12		1		4	R T,M,SC	24+			
7797	WILBUR	06/10/1946	Active	50	0	0	0	0.00%	50		10	1	None	P,S,T,M,VP SC	24+			
7877	YAKIMA	12/01/1922	Active	28	0	0	0	0.00%	29		5		2	M,VP,SC	1			
7878	ZILLAH	10/18/1938	Active	23	0	0	0	0.00%	24		6		N	P,M,SC	1			

Clubs Cancelled Previous Fiscal Year – Clubs Cancelled within last 12 months may be reinstated

Club Number	Club Name	Charter Date	Current Status*	Cancellation Date
7850	KENNEWICK	03/07/1962	Cancelled(8*)	12/29/2023
7788	ROSALIA	12/02/1963	Cancelled(8*)	06/29/2024



Club Health Assessment for District 19 S through December 2024

Club Number			Club Name			Charter Date			Status	Membership						Reports				Finance		LCIF		
										Current Member Count	YTD Members Added	YTD Members Dropped	YTD Net Growth	YTD Net Growth%	Member Count 12 Months Ago	Avg. length of service for dropped members	Months Since Last MMR ***	Yrs. Since Last Officer Report	President Rotation	Vice President Reported ****	Months Since Last Activity Report ***	Account Balance	Donations for current Fiscal Year	
									Number of times on status quo within last two years	If below 15 members appears			If net loss is greater than 20% appears			If no report in 3 months appears in		When more than one year appears in	Number of repeat terms	Notes the officers that do not have an active		If no report at 12 months appears in red		
Current Total Clubs Count	YTD New Clubs Count	YTD Cancelled Clubs Count	YTD Net Club Gain	Current Total Members Count	YTD Add	YTD Drop	YTD Net Growth	YTD Net Growth %	Member Count 12 Months Ago	Average Member Count Per Club	% of Clubs with less than 20 members	% No MMR in 3 Months	% No Officer Report in 12 Months	% of Clubs with balance 90+ days	Number of Clubs in Status Quo	% Status Quo Clubs in Financial Suspension	Number of Cancelled Clubs	Average Cancelled Club Age	Members Lost Due to Cancellation	% of Clubs Cancelled for Non-Financial Reasons				
59	0	1	-1	1,630	88	88	0	0.00%	1,649	28	37%	42%	7%	2%	0	0%	1	175	13	-200%				

* - P - Priority Club. Cancellation Reasons: 1-Objectives/conduct, 2-Non-active club, 5-Non-existing club, 6-Disbanding, 7-Merger, 8-Financial Suspension, 9-District/Multiple District Dues.

** - Abbreviation: P-President, S-Secretary, T-Treasurer, M-Member Chairperson, VP-First Vice President, MC-Communications Chairperson, SC-Service Chairperson

*** - Abbreviation: N/R - Never reported using the Lions Clubs website, N/A - Not applicable, No password registered for the Lions Clubs website.

**** - Abbreviation: N - New, IP - Immediate Past, R - Repeat.



Club Health Assessment for District 19 I through December 2024

			Status	Membership							Reports					Finance		LCIF
Club Number	Club Name	Charter Date		Current Member Count	YTD Members Added	YTD Members Dropped	YTD Net Growth	YTD Net Growth%	Member Count 12 Months Ago	Avg. length of service for dropped members	Months Since Last MMR ***	Yrs. Since Last Officer Report	President Rotation	Vice President Reported ****	Months Since Last Activity Report ***	Account Balance	Donations for current Fiscal Year	
			Number of times on status quo within last two years	If below 15 members appears				If net loss is greater than 20% appears			If no report in 3 months appears in	When more than one year appears in	Number of repeat terms	Notes the officers that do not have an active	If no report at 12 months appears in red			
Clubs more than two years old																		
7740	100 MILE HOUSE	12/07/1955	Active	29	0	0	0	0.00%	28		4			N	M,SC	7	\$179.86	
39523	108 MILE RANCH	03/06/1981	Active	15	2	6	-4	-21.05%	15	2	1			N	SC	0		
41154	ARMSTRONG	04/08/1982	Active	22	2	1	1	4.76%	18	1	2		2	R	T,M,SC	3		
Exc Award (06/30/2020)																		
7730	ASHCROFT + DISTRICT	02/28/1951	Active	15	0	1	-1	-6.25%	13	2	2			IP	SC	3		
7731	BARRIERE	12/06/1967	Active	27	1	0	1	3.85%	19		2			N	SC	9		
7808	BEAVER VALLEY L C	06/02/1971	Active	8	0	0	0	0.00%	10		1		3	R	M,SC	3		
Exc Award (06/30/2023)																		
7734	CHASE	11/20/1967	Active	11	0	4	-4	-26.67%	18	2	1				M,VP,SC	0		
Exc Award (06/30/2021)																		
7811	CRANBROOK	12/08/1947	Active	18	1	1	0	0.00%	17	1	2				M,VP,SC	2		
Exc Award (06/30/2023)																		
7812	CRESTON	10/24/1939	Active	24	4	6	-2	-7.69%	25	3	1			N	M,SC	0	\$1,807.14	
Exc Award (06/30/2023, 06/30/2024)																		
7813	ELKFORD	01/04/1972	Active	26	2	0	2	8.33%	24		2			R	M,SC	11		
Exc Award (06/30/2023)																		
7738	ENDERBY & DISTRICT	08/26/1947	Active	64	0	4	-4	-5.88%	69	8	0		2	R	VP,SC	0	\$730.13	
Exc Award (06/30/2023)																		
62709	FAIRMONT	01/12/2000	Active	27	0	1	-1	-3.57%	27	2	4			N		0	\$730.14	
Exc Award (06/30/2023)																		
7814	FERNIE	06/18/1969	Active	23	0	2	-2	-8.00%	27	22	0		12	N	M,SC	19		
7815	GOLDEN DISTRICT	05/01/1956	Active	9	0	0	0	0.00%	10		8				S,M,VP,SC	14		
40604	KAMLOOPS ABERDEEN	12/28/1981	Active	22	0	0	0	0.00%	23		2			N	M,SC	0		
7733	KAMLOOPS BROCK CENTRAL L C	11/01/1971	Active	24	0	0	0	0.00%	25		6		2	N	M,SC	1		
50900	KAMLOOPS PADDLEWHEELERS	08/30/1990	Active	26	0	1	-1	-3.70%	27	4	1		2	N		2	\$1,483.22	
Exc Award (06/30/2024)																		



Club Health Assessment for District 19 I through December 2024

Club Number	Club Name	Charter Date	Status	Membership							Reports					Finance	LCIF
				Current Member Count	YTD Members Added	YTD Members Dropped	YTD Net Growth	YTD Net Growth%	Member Count 12 Months Ago	Avg. length of service members	Months Since Last MMR ***	Yrs. Since Last Officer Report	President Rotation	Vice President Reported ****	Months Since Last Activity Report ***	Account Balance	Donations for current Fiscal Year
			Number of times on status quo within last two years	If below 15 members appears				If net loss is greater than 20% appears			If no report in 3 months appears	When more than one year appears in	Number of repeat terms	Notes the officers that do not have an active	If no report at 12 months appears in red		
33420	KELOWNA OKANAGAN MISSION	03/14/1977	Active	16	2	3	-1	-5.88%	17	44	0		2	R	M,SC	0	\$215.83
36969	KOOTENAY LAKE LC Exc Award (06/30/2023)	04/27/1979	Active	30	1	0	1	3.45%	29		5		2	R	SC	0	
33828	KOOTENAY-SLOCAN L C	05/12/1977	Active(1)	7	0	0	0	0.00%	7		2		4		M,VP,SC	24+	
7768	LAKE COUNTRY WINFIELD	03/28/1968	Active	26	3	0	3	13.04%	21		2				M,VP	0	
7818	LAKE WINDERMERE DISTRICT Exc Award (06/30/2023)	10/25/1951	Active	42	0	0	0	0.00%	44		7		2	N	S,SC	8	
7745	LOGAN LAKE	06/14/1973	Active	26	0	6	-6	-18.75%	29	4	3				VP,SC	3	
7746	LUMBY	09/05/1947	Active	20	2	4	-2	-9.09%	22	7	0				M,VP,SC	0	
7817	MARK CREEK Exc Award (06/30/2023)	09/25/1947	Active(1)	30	0	0	0	0.00%	32		0		4	R	M,SC	15	
43610	MIDWAY GREENWOOD KETTLE RIVER	03/26/1984	Active(2)	25	2	0	2	8.70%	23		0		2	N		0	
7820	NELSON Exc Award (06/30/2020, 06/30/2023)	07/26/1945	Active	22	1	2	-1	-4.35%	24	13	0		2	R	M,SC	1	
7750	NORTH KAMLOOPS Exc Award (06/30/2023)	12/30/1953	Active	18	0	0	0	0.00%	19		5			N	VP	0	\$164.28
31919	NORTH SHUSWAP L C	03/18/1976	Active	18	2	4	-2	-10.00%	22	3	1		3	R	SC	8	
37785	O K FALLS	12/31/1979	Active	15	1	0	1	7.14%	15		1				M,VP,SC	0	
36694	OLIVER	03/05/1979	Active	12	0	0	0	0.00%	13		1		2	R	M,SC	0	
40605	PEACHLAND	12/28/1981	Active(1)	22	2	1	1	4.76%	22	9	3		2	R	SC	4	
7755	PENTICTON	08/10/1949	Active	22	0	0	0	0.00%	23		1		7	N	SC	0	
7757	PRINCE GEORGE SPRUCE CITY	11/02/1965	Active	13	0	0	0	0.00%	13		1		4		M,VP,SC	9	
7759	QUESNEL	08/05/1949	Active	29	0	2	-2	-6.45%	31	3	0		4	R	P,VP,SC	24+	
31792	ROSSLAND GOLDEN CITY LIONS SOCIETY Exc Award (06/30/2023)	03/03/1976	Active	27	3	2	1	3.85%	28	2	2		2	R		3	



Club Health Assessment for District 19 I through December 2024

Club Number	Club Name	Charter Date	Status	Membership							Reports					Finance	LCIF
				Current Member Count	YTD Members Added	YTD Members Dropped	YTD Net Growth	YTD Net Growth%	Member Count 12 Months Ago	Avg. length of service for dropped members	Months Since Last MMR ***	Yrs. Since Last Officer Report	President Rotation	Vice President Reported ****	Months Since Last Activity Report ***	Account Balance	Donations for current Fiscal Year
			Number of times on status quo within last two years	If below 15 members appears				If net loss is greater than 20% appears			If no report in 3 months appears	When more than one year appears in	Number of repeat terms	Notes the officers that do not have an active	If no report at 12 months red		
7821	SALMO	04/24/1963	Active	13	4	1	3	30.00%	13	2	0			M,VP,SC	7		
	Exc Award (06/30/2023)																
7822	SAND CREEK	10/06/1958	Active	17	0	0	0	0.00%	13		0		N	M,SC	10		
7763	SORRENTO	03/07/1973	Active	24	0	1	-1	-4.00%	23	12	2		3	N	SC	5	
7823	SPARWOOD	12/10/1971	Active	25	2	0	2	8.70%	23		0		3	R	SC	2	\$215.83
	Exc Award (06/30/2023)																
7764	VALEMOUNT	04/01/1970	Active	13	4	0	4	44.44%	9		4			T,M,VP,SC	24+		
7765	VERNON	11/06/1945	Active	34	5	8	-3	-8.11%	31	6	0		2	M,VP	0		
	Exc Award (06/30/2023, 06/30/2024)																
32679	WASA B C	08/17/1976	Active	18	1	2	-1	-5.26%	20	2	0		2	N	M	10	
7766	WESTBANK	05/10/1967	Active	15	0	2	-2	-11.76%	17	7	0		2	R	SC	1	
7767	WILLIAMS LAKE	10/20/1965	Active	18	1	3	-2	-10.00%	19	2	1		6	R	P,T,M,SC	0	

Clubs Cancelled Previous Fiscal Year – Clubs Cancelled within last 12 months may be reinstated

Club Number	Club Name	Charter Date	Current Status*	Cancellation Date
56449	FOREST GROVE 94	01/20/1995	Cancelled(6*)	06/29/2024
39137	TRAIL	12/31/1980	Cancelled(6*)	07/29/2023

Current Total Clubs Count	YTD New Clubs Count	YTD Cancelled Clubs Count	YTD Net Club Gain	Current Total Members Count	YTD Add	YTD Drop	YTD Net Growth	YTD Net Growth %	Member Count 12 Months Ago	Average Member Count Per Club	% of Clubs with less than 20 members	% No MMR in 3 Months	% No Officer Report in 12 Months	% of Clubs with balance 90+ days	Number of Clubs in Status Quo	% Status Quo Clubs in Financial Suspension	Number of Cancelled Clubs	Average Cancelled Club Age	Members Lost Due to Cancellation	% of Clubs Cancelled for Non-Financial Reasons
45	0	0	0	987	48	68	-20	-1.99%	997	22	42%	22%	0%	4%	0	0%	0	0	0	0%

* - P - Priority Club. Cancellation Reasons: 1-Objectives/conduct, 2-Non-active club, 5-Non-existing club, 6-Disbanding, 7-Merger, 8-Financial Suspension, 9-District/Multiple District Dues.

** - Abbreviation: P-President, S-Secretary, T-Treasurer, M-Member Chairperson, VP-First Vice President, MC-Communications Chairperson, SC-Service Chairperson

*** - Abbreviation: N/R - Never reported using the Lions Clubs website, N/A - Not applicable, No password registered for the Lions Clubs website.

**** - Abbreviation: N - New, IP - Immediate Past, R - Repeat.




Club Health Assessment for District 19 L through December 2024

Club Number	Club Name	Charter Date	Status	Membership							Reports					Finance	LCIF
				Current Member Count	YTD Members Added	YTD Members Dropped	YTD Net Growth	YTD Net Growth%	Member Count 12 Months Ago	Avg. length of service for dropped members	Months Since Last MMR ***	Yrs. Since Last Officer Report	President Rotation	Vice President Reported ****	Months Since Last Activity Report ***	Account Balance	Donations for current Fiscal Year
			Number of times on status quo within last two years	If below 15 members appears				If net loss is greater than 20% appears			If no report in 3 months appears	When more than one year appears in	Number of repeat terms	Notes the officers that do not have an active	If no report at 12 months red		
Clubs less than two years old																	
172669	Masset Haida	06/26/2024	Active	11	0	9	-9	-45.00%	0	1	2		2	R	S,T,M,SC	N/R	90+ Days
153511	Vancouver Imperial	01/31/2023	Active	27	0	0	0	0.00%	27		8		3	N	SC	6	
156294	Vancouver Milestone	10/03/2023	Active	7	1	9	-8	-53.33%	20	1	0		2		VP	5	
156292	Vancouver Regency	10/03/2023	Active(1)	23	3	0	3	15.00%	20		3		2	N	SC	6	
172672	Vancouver Unity	06/26/2024	Cancelled(8*)	0	0	20	-20	-100.00%	0	1	6		None		P,S,T,M,VP SC	N/A	90+ Days
Clubs more than two years old																	
7967	ALBERNI VALLEY	07/13/1955	Active	16	0	0	0	0.00%	15		3		2		M,VP,SC	1	
	Exc Award (06/30/2018)																
30344	AMBLESIDE-TIDDLYCOVE	03/11/1975	Active	20	0	0	0	0.00%	18		5			R	SC	9	
	Exc Award (06/30/2024)																
32069	BAYNES SOUND L C	04/20/1976	Active	14	1	4	-3	-17.65%	14	6	3		8	N	M,SC	24+	
38432	BLACK CREEK	05/01/1980	Active	18	0	0	0	0.00%	18		5		16	R	SC	5	
7575	BURNABY HOST	12/01/1944	Active(1)	8	0	0	0	0.00%	9		7				T,M,VP,SC	12	
47284	BURNABY LOUGHEED	04/30/1987	Active	25	1	1	0	0.00%	24	19	1			N	M,SC	2	
	Exc Award (06/30/2016)																
36562	CEDAR	02/12/1979	Active	12	2	2	0	0.00%	13	8	0		4	N	T,SC	8	
7989	CENTRAL SAANICH	03/20/1969	Active	51	10	3	7	15.91%	43	2	0		2	R	SC	0	
	Exc Award (06/30/2024)																
7970	COMOX VALLEY L C	11/07/1966	Active	18	1	0	1	5.88%	16		1			R	M,SC	0	
55177	COMOX VALLEY MONARCH	12/20/1993	Active	10	1	2	-1	-9.09%	13	42	1		2	R	M,SC	1	\$87.61
30230	COWICHAN LAKE	02/07/1975	Active	15	0	3	-3	-16.67%	17	4	3		2		M,VP,SC	9	
7971	DUNCAN	04/22/1958	Active	19	0	1	-1	-5.00%	21	41	3			N	M,SC	0	
7972	ESQUIMALT	05/04/1951	Active	36	0	0	0	0.00%	41		5			N		7	
	Exc Award (06/30/2022)																
30346	GABRIOLA ISLAND	03/11/1975	Active(1)	39	3	2	1	2.63%	38	19	0		2		VP	0	
	Exc Award (06/30/2021)																



Club Health Assessment for District 19 L through December 2024

			Status	Membership							Reports					Finance	LCIF		
Club Number	Club Name	Charter Date		Current Member Count	YTD Members Added	YTD Members Dropped	YTD Net Growth	YTD Net Growth%	Member Count 12 Months Ago	Avg. length of service for dropped members	Months Since Last MMR ***	Yrs. Since Last Officer Report	President Rotation	Vice President Reported ****	Months Since Last Activity Report ***	Account Balance	Donations for current Fiscal Year		
			Number of times on status quo within last two years	If below 15 members appears					If net loss is greater than 20% appears			If no report in 3 months appears in	When more than one year appears in	Number of repeat terms	Notes the officers that do not have an active	If no report at 12 months red			
7973	GALIANO ISLAND	12/07/1972	Active	23	3	5	-2	-8.00%	28	10	0		None	P,M,VP,SC	24+	\$77.66			
7577	GIBSONS	06/30/1972	Active	13	3	0	3	30.00%	10	1			IP	M,SC	3				
7974	GOLD RIVER	02/16/1967	Active	5	0	0	0	0.00%	5	6		4	M,VP,SC	5					
7578	GRANISLE	06/12/1968	Active	12	1	0	1	9.09%	15	3		9	M,VP,SC	24+					
7976	LADYSMITH	08/21/1941	Active	18	0	0	0	0.00%	17	4			VP,SC	1					
7583	LYNN VALLEY L C	10/27/1970	Active	35	0	4	-4	-10.26%	37	5	2		9	R SC	2				
7978	MALAHAT L C	12/17/1969	Active	19	0	1	-1	-5.00%	21	2	1		N	S,SC	0				
7979	MALCOLM ISLAND L C	11/21/1973	Active	16	0	0	0	0.00%	18	7		15	P,T,M,VP,SC	8					
7980	MAYNE ISLAND	11/12/1971	Active	39	6	8	-2	-4.88%	41	5	0			T,M,VP,SC	24+			\$72.99	
39139	MILL BAY	12/31/1980	Active	15	0	1	-1	-6.25%	16	27	3		2	R SC	2				
7585	MT SEYMOUR L C	02/01/1966	Active	17	0	0	0	0.00%	16	3		10	N	SC	7	\$719.44	\$1,079.17		
7981	NANAIMO	12/10/1946	Active	23	1	0	1	4.55%	21	2			N	SC	0				
Exc Award (06/30/2016, 06/30/2018)																			
43862	NANAIMO HUB CITY	05/17/1984	Active	12	0	0	0	0.00%	12	8			R	P,M,SC	19				
35161	NANOOSE BAY L C	03/29/1978	Active	15	0	1	-1	-6.25%	14	13	3		2	R	SC	9			
Exc Award (06/30/2024)																			
62326	NORTH VANCOUVER DEEP COVE	08/30/1999	Active	24	0	0	0	0.00%	23	8			N	SC	0				
Exc Award (06/30/2016, 06/30/2018, 06/30/2020)																			
7983	PARKSVILLE	11/18/1969	Active	11	0	5	-5	-31.25%	18	5	0		N	M,VP,SC	0				
7590	PEMBERTON	12/12/1965	Active	28	0	0	0	0.00%	29	3			N	VP,SC	9				
Exc Award (06/30/2018, 06/30/2020)																			
7984	PENDER ISLANDS	05/25/1973	Active	13	0	0	0	0.00%	13	8		3	N	M,SC	10				
7985	PORT ALICE	09/01/1966	Active(1)	14	0	2	-2	-12.50%	17	3	4		5	T,M,VP,SC	8				
7986	PORT HARDY	08/17/1966	Active	12	1	3	-2	-14.29%	14	6	0			S,M,VP,SC	8				
7987	PORT MC NEILL	04/04/1967	Active	22	16	0	16	266.67%	6	0			N	M,SC	3				
7594	PRINCE RUPERT	05/02/1963	Active	24	1	1	0	0.00%	23	2	1		2	N	VP,SC	24+	\$248.43		



Club Health Assessment for District 19 L through December 2024

			Status	Membership							Reports					Finance		LCIF
Club Number	Club Name	Charter Date		Current Member Count	YTD Members Added	YTD Members Dropped	YTD Net Growth	YTD Net Growth%	Member Count 12 Months Ago	Avg. length of service for dropped members	Months Since Last MMR ***	Yrs. Since Last Officer Report	President Rotation	Vice President Reported ****	Months Since Last Activity Report ***	Account Balance	Donations for current Fiscal Year	
			Number of times on status quo within last two years	If below 15 members appears				If net loss is greater than 20% appears			If no report in 3 months appears in	When more than one year appears in	Number of repeat terms	Notes the officers that do not have an active	If no report at 12 months appears in red			
Exc Award (06/30/2018)																		
42274	PROTECTION ISLAND	02/07/1983	Active	27	2	0	2	8.00%	19		5		4	R	M,VP,SC	24+	90+ Days	\$365.07
7988	QUALICUM BAY	02/04/1969	Active	28	2	9	-7	-20.00%	33	11	2			R	M,VP	2		
7990	SAANICH	11/10/1965	Active	4	0	1	-1	-20.00%	5	5	0		None		P,M,VP,SC	12		
7991	SALT SPRING ISLAND	08/14/1959	Active	36	3	11	-8	-18.18%	46	10	2				M,VP	15	90+ Days	
Exc Award (06/30/2018, 06/30/2022)																		90+ Days
28098	SATURNA	03/05/1974	Active	29	0	0	0	0.00%	28		4			R	SC	9		
7993	SIDNEY	05/21/1964	Active	13	3	8	-5	-27.78%	21	2	0		None		P,M,VP,SC	9		
7598	SKIDEGATE INLET L C	03/19/1968	Active	8	0	0	0	0.00%	8		9		12	R	T,M,SC	12		
7994	SOOKE	03/26/1965	Active	38	0	1	-1	-2.56%	43	41	3			N	SC	6		
Exc Award (06/30/2018)																		\$740.34
141224	Sooke District Lioness	03/25/2020	Active	27	2	5	-3	-10.00%	28	3	2				M,VP,SC	1		
Exc Award (06/30/2023, 06/30/2024)																		
77468	SOOKE HARBOURSIDE LIONS	09/15/2003	Active	52	1	7	-6	-10.34%	57	7	1			N	SC	0		
Exc Award (06/30/2023, 06/30/2024)																		\$100.00
7600	SQUAMISH	03/14/1957	Active	9	0	0	0	0.00%	11		7			R	T,M,SC	7		
7602	SUNSHINE COAST	01/26/1964	Active	26	2	3	-1	-3.70%	27	6	0				T,M,VP,SC	0		
7995	TAHSIS	04/12/1968	Active	4	0	0	0	0.00%	4		8		19		M,VP,SC	24+		
84727	VANCOUVER ARBUTUS	01/20/2005	Active	12	0	0	0	0.00%	12		6				T,M,VP,SC	11		
43140	VANCOUVER BROADWAY	11/28/1983	Active	12	0	1	-1	-7.69%	13	6	5		2	N	VP,SC	15		
Exc Award (06/30/2019, 06/30/2020, 06/30/2024)																		
7607	VANCOUVER BURRARD	01/07/1938	Active(1)	11	1	2	-1	-8.33%	13	4	0		None		P,M,VP,SC	13		
Exc Award (06/30/2016, 06/30/2019)																		
56034	VANCOUVER CAMBIE	08/09/1994	Active	23	7	3	4	21.05%	19	11	1		4		M,VP,SC	14		
Exc Award (06/30/2019)																		
48647	VANCOUVER CATHAY	06/01/1988	Active	23	0	0	0	0.00%	24		5		3		VP,SC	2		
Exc Award (06/30/2019, 06/30/2022, 06/30/2024)																		



Club Health Assessment for District 19 L through December 2024

			Status	Membership							Reports					Finance		LCIF
Club Number	Club Name	Charter Date		Current Member Count	YTD Members Added	YTD Members Dropped	YTD Net Growth	YTD Net Growth%	Member Count 12 Months Ago	Avg. length of service for dropped members	Months Since Last MMR ***	Yrs. Since Last Officer Report	President Rotation	Vice President Reported ****	Months Since Last Activity Report ***	Account Balance	Donations for current Fiscal Year	
			Number of times on status quo within last two years	If below 15 members appears					If net loss is greater than 20% appears		If no report in 3 months appears in	When more than one year appears in	Number of repeat terms	Notes the officers that do not have an active	If no report at 12 months appears in red			
84873	VANCOUVER CATHAY NEW CENTURY	02/22/2005	Active	13	2	0	2	18.18%	11		3			R	SC	2	90+ Days	
7609	VANCOUVER CHINATOWN	12/03/1953	Active	36	0	2	-2	-5.26%	38	35	0			N	M,SC	6		
Exc Award (06/30/2017, 06/30/2018)																		
98693	VANCOUVER DIAMOND	03/02/2007	Active	94	9	4	5	5.62%	80	11	0			N		0		
Exc Award (06/30/2017, 06/30/2018, 06/30/2019)																		
117511	VANCOUVER DIAMOND CAMPUS	08/02/2012	Active(4)	5	0	0	0	0.00%	5		9		2		M,VP,SC	24+		
Exc Award (06/30/2018)																		
7610	VANCOUVER EAST	12/06/1943	Active	13	0	1	-1	-7.14%	12	1	1			N	SC	0		
Exc Award (06/30/2023, 06/30/2024)																		
102284	VANCOUVER EVERGREEN	06/02/2008	Cancelled(8*)	0	0	3	-3	-100.00%	3	13	0		None		P,S,T,M,VP SC	24+	90+ Days	
138239	Vancouver Fraser	06/05/2019	Active	26	4	7	-3	-10.34%	36	2	2		2	R		9		
Exc Award (06/30/2020, 06/30/2021, 06/30/2022)																		
140267	Vancouver Gateway	11/21/2019	Active	16	0	0	0	0.00%	18		6			R	M,SC	12		
103804	VANCOUVER GRANVILLE	10/16/2008	Active	32	0	0	0	0.00%	32		5			R	SC	5		
Exc Award (06/30/2018, 06/30/2019, 06/30/2020)																		
120769	Vancouver Legacy	11/20/2013	Active	28	1	10	-9	-24.32%	57	8	0			N		4		
Exc Award (06/30/2016, 06/30/2018, 06/30/2019)																		
7613	VANCOUVER MARPOLE-GRANDVIEW	06/15/1951	Active(1)	9	1	1	0	0.00%	9	17	3		None		P,M,VP,SC	17		
Exc Award (06/30/2016, 06/30/2018)																		
62287	VANCOUVER METROPOLITAN	08/09/1999	Active	39	3	3	0	0.00%	37	9	1			N		1		
Exc Award (06/30/2016, 06/30/2018, 06/30/2019)																		
124737	Vancouver Midas	04/27/2015	Active(1)	28	1	0	1	3.70%	27		1		2	R		4		
Exc Award (06/30/2018, 06/30/2021, 06/30/2022)																		
126277	Vancouver Northern Star	11/25/2015	Active	13	0	0	0	0.00%	14		7		3		M,VP,SC	2		
Exc Award (06/30/2018, 06/30/2019, 06/30/2020)																		
51606	VANCOUVER PACIFIC	05/09/1991	Active	26	1	4	-3	-10.34%	31	7	0			N		1		\$1,258.58
Exc Award (06/30/2017, 06/30/2018, 06/30/2019)																		
142353	Vancouver Pioneer	08/04/2020	Active(1)	21	0	0	0	0.00%	21		9				VP,SC	24+	90+ Days	



Club Health Assessment for District 19 L through December 2024


			Status	Membership							Reports					Finance	LCIF	
Club Number	Club Name	Charter Date		Current Member Count	YTD Members Added	YTD Members Dropped	YTD Net Growth	YTD Net Growth%	Member Count 12 Months Ago	Avg. length of service for dropped members	Months Since Last MMR ***	Yrs. Since Last Officer Report	President Rotation	Vice President Reported ****	Months Since Last Activity Report ***	Account Balance	Donations for current Fiscal Year	
			Number of times on status quo within last two years	If below 15 members appears					If net loss is greater than 20% appears			If no report in 3 months appears in	When more than one year appears in	Number of repeat terms	Notes the officers that do not have an active	If no report at 12 months appears in red		
142437	Vancouver Point Grey	07/30/2020	Active	15	0	3	-3	-16.67%	15	3	3		2	R	M,SC	12		
Exc Award (06/30/2024)																		
130884	Vancouver Queen Elizabeth	05/31/2017	Active	5	0	0	0	0.00%	5		8	1	None		P,S,T,M,VP SC	24+		
40417	VANCOUVER RENFREW	10/16/1981	Active(1)	7	0	0	0	0.00%	7		1		13		T,M,VP,SC	24+		
48648	VANCOUVER SHAUGHNESSY	06/01/1988	Active	29	0	0	0	0.00%	28		4			R		0		\$7,301.32
Exc Award (06/30/2018, 06/30/2019, 06/30/20																		
7617	VANCOUVER SOUTH	11/27/1944	Active	22	0	0	0	0.00%	18		5		2	N		11		
124749	Vancouver Sunshine	04/28/2015	Active	17	0	9	-9	-34.62%	28	3	5		2		T,M,VP,SC	13		
Exc Award (06/30/2017)																		
68832	VANCOUVER TEMPLETON NEW CENTURY	05/27/2003	Active	16	0	0	0	0.00%	17		6		3	IP	SC	14		
Exc Award (06/30/2018)																		
100016	VANCOUVER YALETOWN	08/10/2007	Active(1)	39	1	0	1	2.63%	36		5				P,VP,SC	13	90+ Days	\$2,961.37
7999	VICTORIA	03/10/1969	Active	22	1	3	-2	-8.33%	25	20	0			N	T	0		
Exc Award (06/30/2022)																		
8000	VICTORIA CHINATOWN	03/14/1956	Active	9	0	0	0	0.00%	10		6		17	N	SC	14		
141536	Victoria Chinatown Lioness	06/22/2020	Active	23	0	2	-2	-8.00%	24	4	0		6	R		0		
7977	WEST SHORE	11/10/1953	Active	12	1	0	1	9.09%	12		1				VP,SC	0		\$370.80
35162	WILLOW POINT L C	03/29/1978	Active	18	1	2	-1	-5.26%	21	1	0			N	P,M,SC	0	90+ Days	\$47.34

Clubs Cancelled Previous Fiscal Year – Clubs Cancelled within last 12 months may be reinstated

Club Number	Club Name	Charter Date	Current Status*	Cancellation Date
78443	BURNABY EDMONDS	03/05/2004	Cancelled(6*)	02/29/2024
124161	Chemainus-Crofton C to Sea	03/05/2015	Cancelled(6*)	02/29/2024



Club Health Assessment for District 19 L through December 2024

			Status							Membership					Reports				Finance		LCIF												
			Club Number	Club Name	Charter Date																												
Current Member Count	YTD Members Added	YTD Members Dropped																					YTD Net Growth	YTD Net Growth%	Member Count 12 Months Ago	Avg. length of service for dropped members	Months Since Last MMR ***	Yrs. Since Last Officer Report	President Rotation	Vice President Reported ****	Months Since Last Activity Report ***	Account Balance	Donations for current Fiscal Year
												</																					

* - P - Priority Club. Cancellation Reasons: 1-Objectives/conduct, 2-Non-active club, 5-Non-existing club, 6-Disbanding, 7-Merger, 8-Financial Suspension, 9-District/Multiple District Dues.

** - Abbreviation: P-President, S-Secretary, T-Treasurer, M-Member Chairperson, VP-First Vice President, MC-Communications Chairperson, SC-Service Chairperson

*** - Abbreviation: N/R - Never reported using the Lions Clubs website, N/A - Not applicable, No password registered for the Lions Clubs website.

**** - Abbreviation: N - New, IP - Immediate Past, R - Repeat.



Club Health Assessment for District 19 O through December 2024

			Status	Membership							Reports					Finance		LCIF
Club Number	Club Name	Charter Date		Current Member Count	YTD Members Added	YTD Members Dropped	YTD Net Growth	YTD Net Growth%	Member Count 12 Months Ago	Avg. length of service for dropped members	Months Since Last MMR ***	Yrs. Since Last Officer Report	President Rotation	Vice President Reported ****	Months Since Last Activity Report ***	Account Balance	Donations for current Fiscal Year	
			Number of times on status quo within last two years	If below 15 members appears				If net loss is greater than 20% appears			If no report in 3 months appears in	When more than one year appears in	Number of repeat terms	Notes the officers that do not have an active	If no report at 12 months appears in red			
Clubs more than two years old																		
7938	ABBOTSFORD	03/16/1944	Active	8	0	5	-5	-38.46%	13	10	1		3	R	SC	4		
7939	AGASSIZ HARRISON	12/10/1963	Active(2)	26	1	1	0	0.00%	29	3	0			N	M,SC	0		
	Exc Award (06/30/2023)																	
7940	ALDERGROVE	01/18/1971	Active	17	1	0	1	6.25%	15		5		3	R	M,SC	13	\$74.03	
7943	CHILLIWACK	02/19/1947	Active	8	0	0	0	0.00%	8		1	1	None		P,S,T,M,VP SC	10		
55892	CHILLIWACK DOGWOOD MONARCH	06/24/1994	Active	28	2	0	2	7.69%	26		0		2	R		0	\$2,003.33	
	Exc Award (06/30/2024)																	
34167	CHILLIWACK MOUNT CHEAM	06/30/1977	Active	32	1	3	-2	-5.88%	34	9	1			N		0	\$10,030.89	
	Exc Award (06/30/2022, 06/30/2024)																	
48811	CHILLIWACK STELLERS JAY	07/29/1988	Active	13	0	0	0	0.00%	14		2		7	R	SC	4	\$398.51	
	Exc Award (06/30/2023)																	
150127	Coquitlam River	03/22/2022	Active	19	2	0	2	11.76%	19		1		2	N	M,SC	2	\$383.34	
7945	FORT LANGLEY	12/23/1971	Active	34	1	5	-4	-10.53%	39	4	0		2	N		1	\$550.16	
	Exc Award (06/30/2023)																	
7947	HOPE	09/09/1943	Active	32	1	4	-3	-8.57%	33	32	3		4	N	T,M,SC	8		
	Exc Award (06/30/2018)																	
7949	LANGLEY	05/15/1944	Active	29	1	0	1	3.57%	29		2			N	SC	0		
7952	MAPLE RIDGE	04/03/1944	Active	21	4	1	3	16.67%	17	1	1		2	R	SC	0		
7957	NORTH DELTA L C	10/23/1967	Active	33	4	2	2	6.45%	30	2	0			N	SC	0	90+ Days \$503.61	
7965	NORTH SURREY	11/09/1957	Active	20	6	0	6	42.86%	14		0			N	SC	0	\$401.57	
	Exc Award (06/30/2023)																	
7958	PITT MEADOWS	04/05/1951	Active	18	3	5	-2	-10.00%	19	5	1			R	VP,SC	0	\$1,480.69	
7959	PORT COQUITLAM	11/04/1949	Active	20	2	3	-1	-4.76%	20	20	0			N	M,SC	0		
56042	RICHMOND CHINATOWN	08/15/1994	Status Quo(2)	36	10	2	8	28.57%	30	14	0			N	SC	20	90+ Days \$5,070.19	
121261	Richmond Lahoo	01/28/2014	Active(1)	60	5	0	5	9.09%	54		2			N	M,VP,SC	2	\$1,438.88	
55726	RICHMOND MANDARIN	05/24/1994	Active(1)	15	0	0	0	0.00%	15		9		21		M,VP,SC	24+		



Club Health Assessment for District 19 O through December 2024

			Status	Membership							Reports					Finance	LCIF
Club Number	Club Name	Charter Date		Current Member Count	YTD Members Added	YTD Members Dropped	YTD Net Growth	YTD Net Growth%	Member Count 12 Months Ago	Avg. length of service for dropped members	Months Since Last MMR ***	Yrs. Since Last Officer Report	President Rotation	Vice President Reported ****	Months Since Last Activity Report ***	Account Balance	Donations for current Fiscal Year
			Number of times on status quo within last two years	If below 15 members appears				If net loss is greater than 20% appears			If no report in 3 months appears in	When more than one year appears in	Number of repeat terms	Notes the officers that do not have an active	If no report at 12 months appears in red		
38138	SASQUATCH	03/06/1980	Active	31	0	0	0	0.00%	31		0			N SC	0		\$1,802.02
126223	Surrey Central	11/23/2015	Active	40	0	1	-1	-2.44%	46	2	3		3	R	1		\$3,086.98
	Exc Award (06/30/2021, 06/30/2022, 06/30/2023)																
7941	TSAWWASSEN-BOUNDARY BAY	05/06/1968	Active	37	4	3	1	2.78%	35	5	1		2	R SC	8		

Clubs Cancelled Previous Fiscal Year – Clubs Cancelled within last 12 months may be reinstated

Club Number	Club Name	Charter Date	Current Status*	Cancellation Date
7960	BARNET	06/30/1972	Cancelled(6*)	09/29/2023
33018	GUILDFORD L C	11/18/1976	Cancelled(8*)	06/29/2024
7955	NEW WESTMINSTER	06/21/1946	Cancelled(6*)	07/29/2023

Current Total Clubs Count	YTD New Clubs Count	YTD Cancelled Clubs Count	YTD Net Club Gain	Current Total Members Count	YTD Add	YTD Drop	YTD Net Growth	YTD Net Growth %	Member Count 12 Months Ago	Average Member Count Per Club	% of Clubs with less than 20 members	% No MMR in 3 Months	% No Officer Report in 12 Months	% of Clubs with balance 90+ days	Number of Clubs in Status Quo	% Status Quo Clubs in Financial Suspension	Number of Cancelled Clubs	Average Cancelled Club Age	Members Lost Due to Cancellation	% of Clubs Cancelled for Non-Financial Reasons
22	0	0	0	577	48	35	13	2.30%	570	26	32%	18%	5%	9%	1	100%	0	0	0	0%

* - P - Priority Club. Cancellation Reasons: 1-Objectives/conduct, 2-Non-active club, 5-Non-existing club, 6-Disbanding, 7-Merger, 8-Financial Suspension, 9-District/Multiple District Dues.

** - Abbreviation: P-President, S-Secretary, T-Treasurer, M-Member Chairperson, VP-First Vice President, MC-Communications Chairperson, SC-Service Chairperson

*** - Abbreviation: N/R - Never reported using the Lions Clubs website, N/A - Not applicable, No password registered for the Lions Clubs website.

**** - Abbreviation: N - New, IP - Immediate Past, R - Repeat.